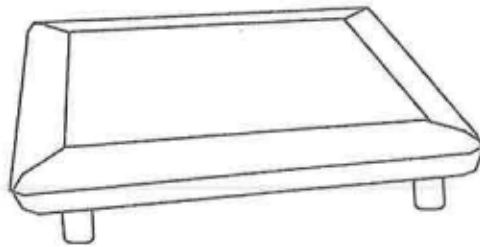


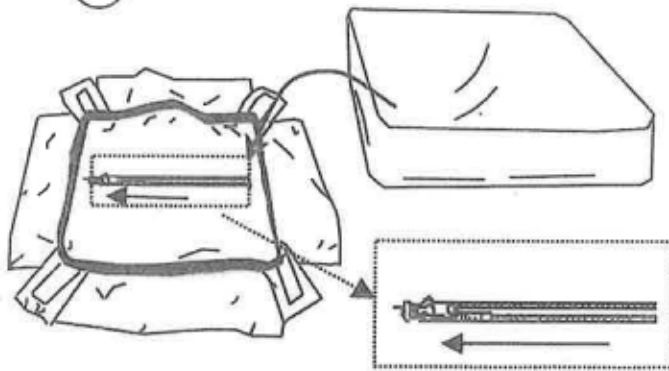
# Assembly Instructions for Ottoman

1



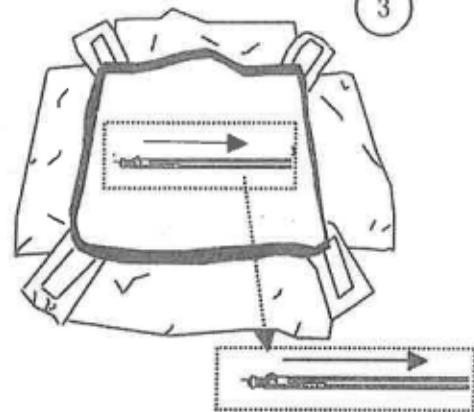
This is the ottoman base with legs.

2



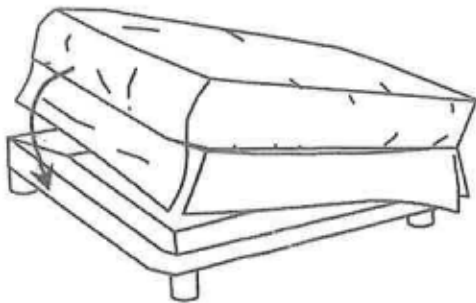
Unzip the zipper on bottom side of the cover. Insert the top cushion into the cover. Fluff and fill out all corners by regulating the top with your hands.

3



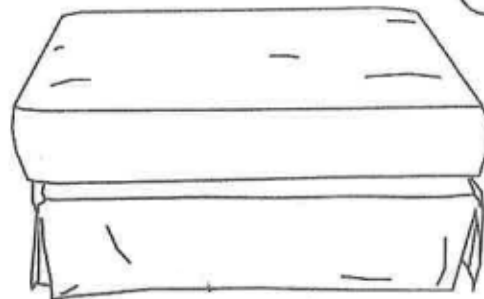
Close the zipper when finished the regulation on top cushion.

4



Turn over the top cushion and lay the top part on the base with the velcro matched and press down firmly.

5



Regulate the cover and skirt,tuck the creases. When finished,your slip cover fits snugly.