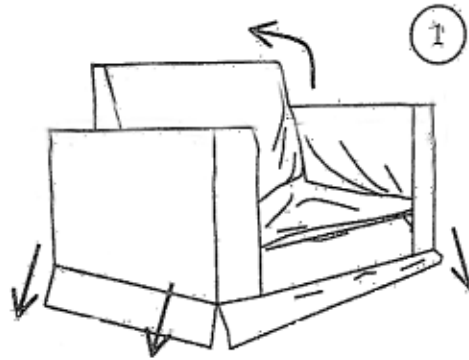
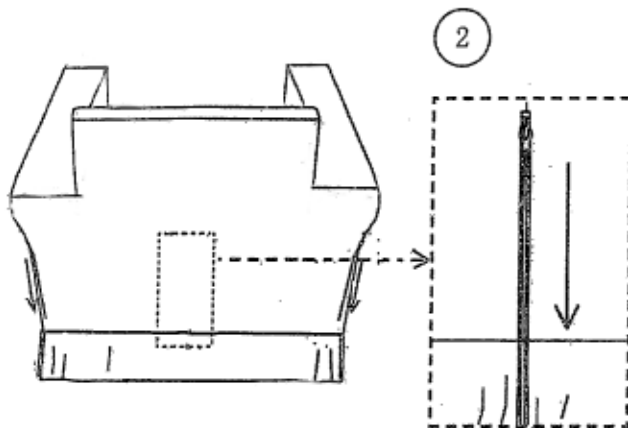


Slipcover Guide



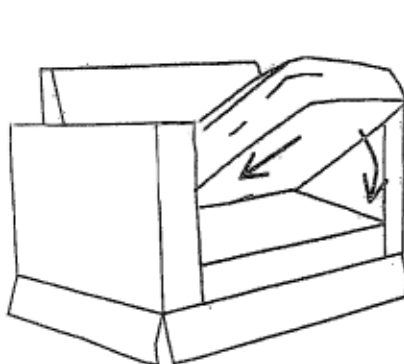
Drape slipcover, pulling down over all main parts of the furniture in muslin. Line up so cover is even with floor on all sides. Tuck into creases using the stitchings and welts as a guide to line up along the edges.



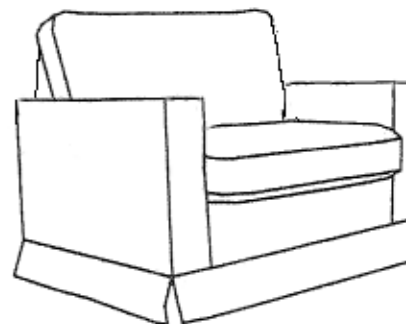
Align all areas and corners and then zip the cover closed.



Insert cushion into zippered cover. Fluff them and fill out all corners by regulating them with your hands.



Place seat cushion with zipper closure facing the back. Push down front till flat. Smooth excess fabric and tuck creases on all three sides.



Place back with the zipper closure going down. When finished, your slip cover should fit snugly.