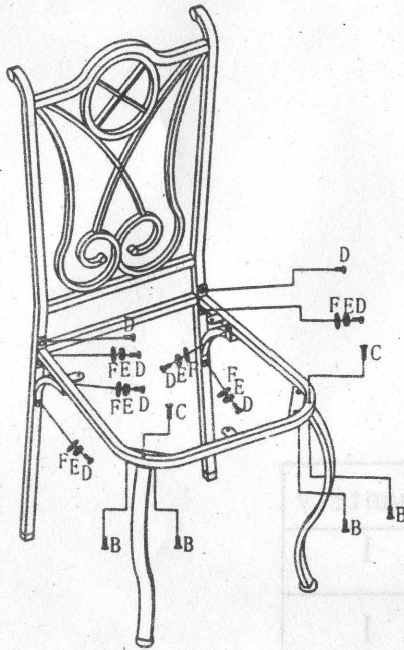
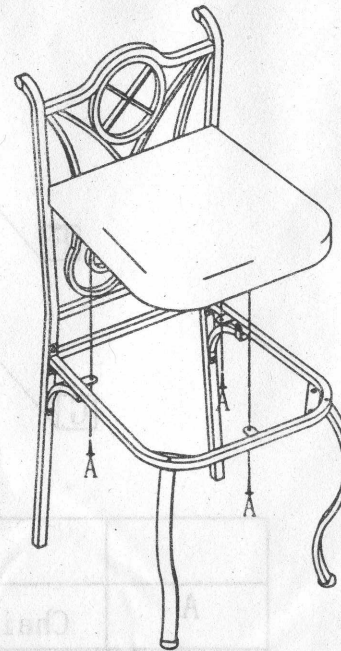


ASSEMBLY INSTRUCTION








STEP1

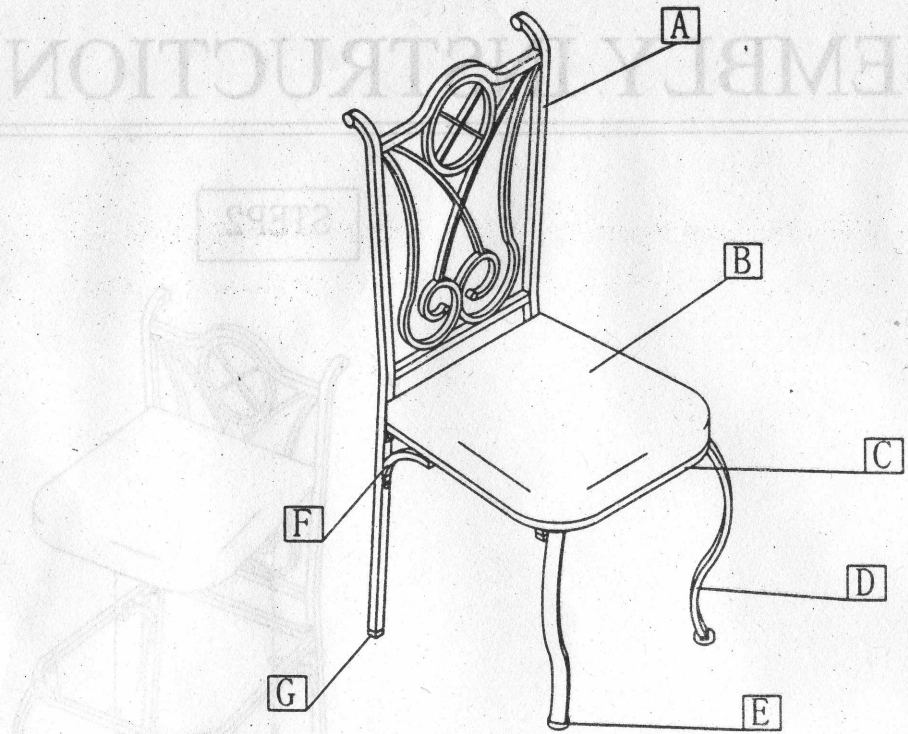


STEP2



Note: Pls do not tighten all bolts until the chair is assembled completely.

A		3pcs	M5×19mm WOOD SCREW
B		4pcs	1/4"×12mm Flat Head Bolt
C		2pcs	1/4"×25mm Flat Head Bolt
D		8pcs	1/4"×15mm Pan Head Bolt
E		6pcs	φ6.5 Lock Washer
F		6pcs	φ6.5*δ1.5 Flat Washer
G		1pc	Allen Key



	Parts Description	Quantity
A	Chair Back	1
B	Seat Cushion	1
C	Seat Frame	1
D	Front Leg	2
E	Adjustable Glide(Φ32)	2
F	Stretcher	2
G	Plastic Plug (18*18)	2