




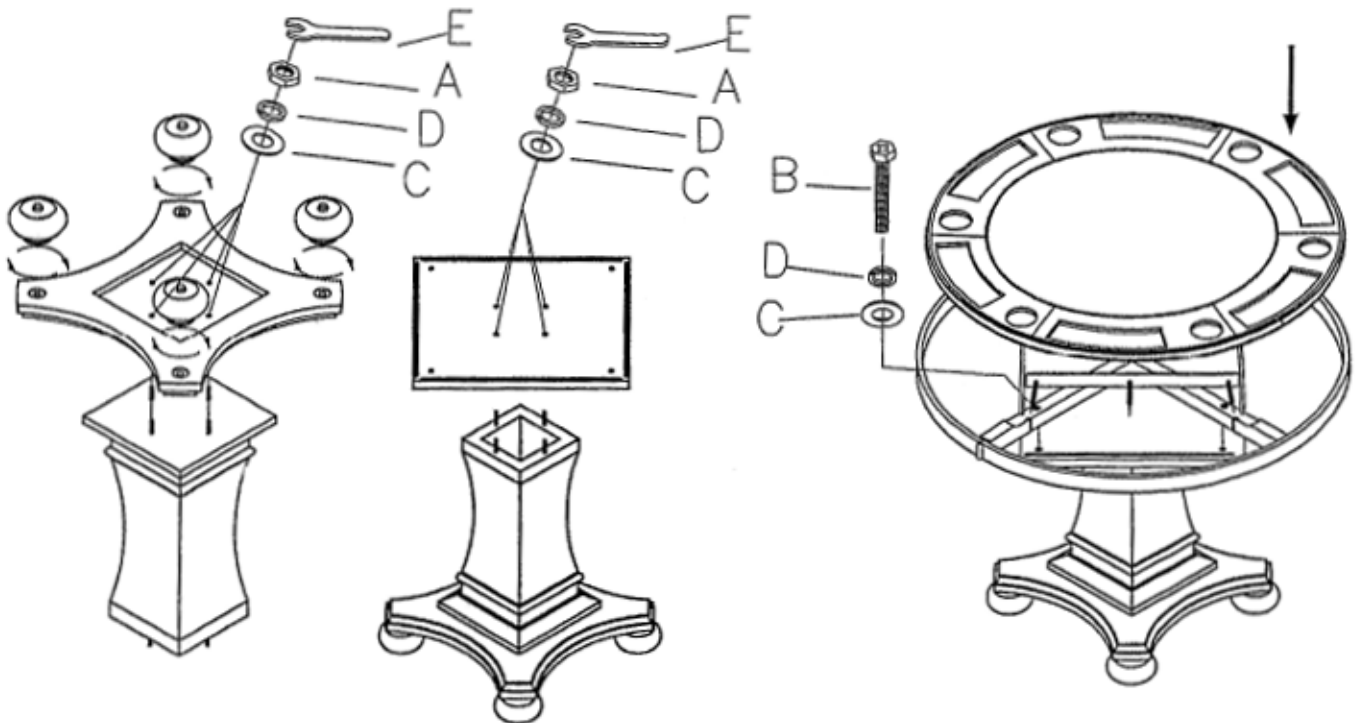
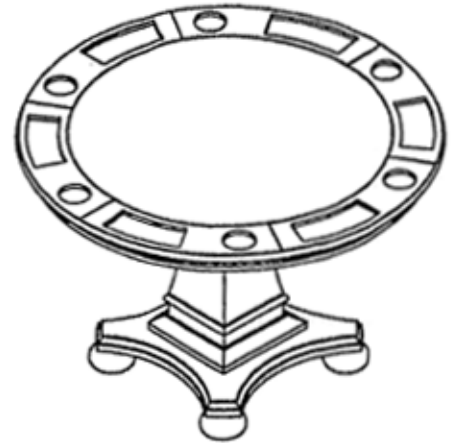


ASSEMBLY INSTRUCTIONS

PARTS LIST

A		NUT	5/16*5.5	8 PCS
B		BOLT	5/16*2-1/4"	4 PCS
C		FLAT WASHER	5/16*19	12 PCS
D		LOCK WASHER	5/16*14	12 PCS
E		SPANNER	5/16	1 PC



Hardwood and veneers have natural variations in color, shade, and pattern. Wood is a natural material, no two pieces of wood or veneer are alike. As a result, each piece takes stain differently.

It is this variation that makes this furniture so beautiful.

To clean: Treat this furniture as you would any fine furniture. Dust with a clean soft cloth and use a high quality furniture polish. Do not use any cleaners containing alcohol, acetone, or any other strong solvents.