

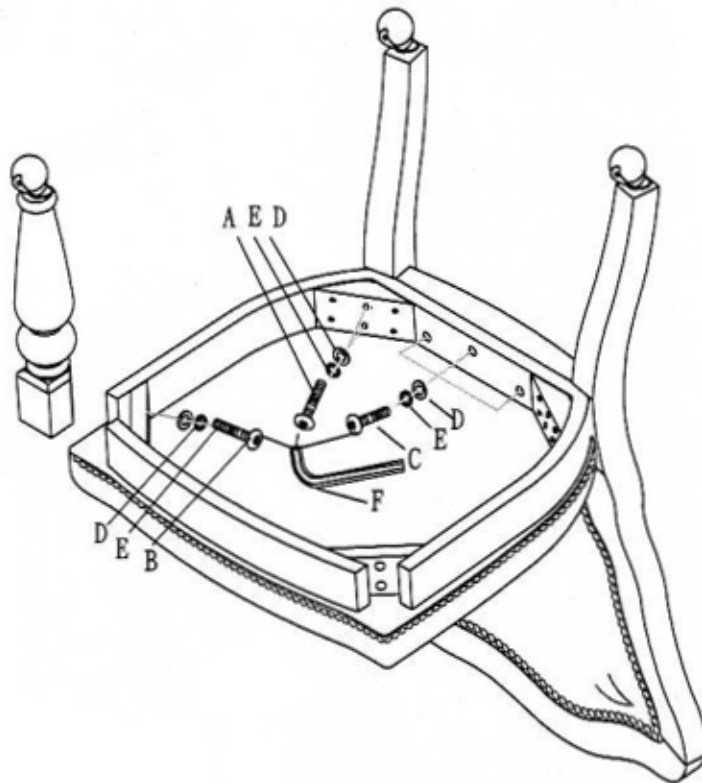
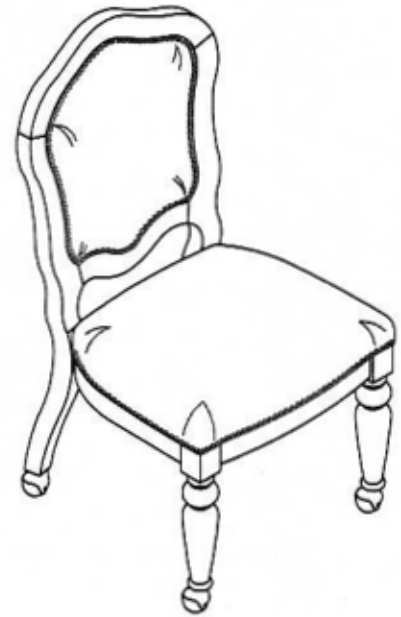


ASSEMBLY INSTRUCTIONS

PARTS LIST				
A		LONG BOLT	1/4*2-3/4"	4 PCS
B		MIDDLE BOLT	1/4*2-1/4"	4 PCS
C		SHORT BOLT	1/4*1-1/2"	3 PCS
D		FLAT WASHER	1/4*19	11 PCS
E		LOCK WASHER	1/4*12	11 PCS
F		ALLEN KEY	4MM	1 PC



Hardwood and veneers have natural variations in color, shade, and pattern. Wood is a natural material, no two pieces of wood or veneer are alike. As a result, each piece takes stain differently. It is this variation that makes this furniture so beautiful.

To clean: Treat this furniture as you would any fine furniture. Dust with a clean soft cloth and use a high quality furniture polish. Do not use any cleaners containing alcohol, acetone, or any other strong solvents.