


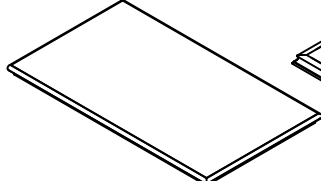
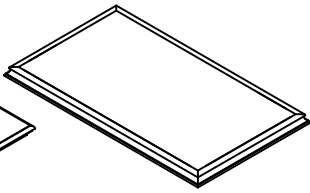
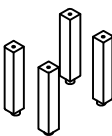



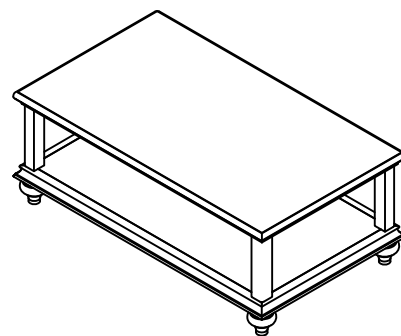
# CF-2390-0490 Cocktail Table *Assembly Instructions*

Page 1 of 1

Made in Viet Nam

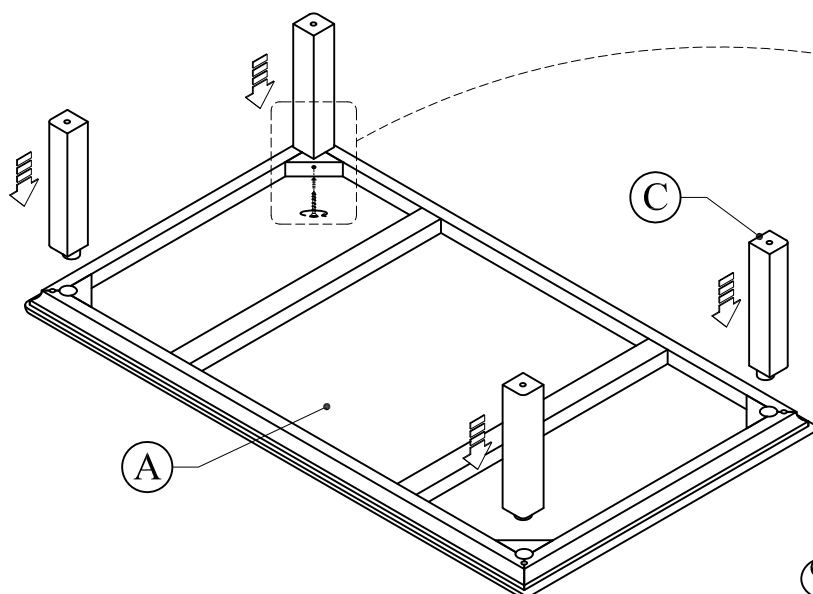
## Components and Hardware List

 Ø8 x 90mm Long Bolt (H1) 4 pcs.	 Ø4 x 50mm Wood Screw (H2) 4 pcs.	 Ø6 x Ø13mm Flat Washer (H3) 4 pcs.	
<b>A. TOP FRAME 1 PC</b> 	<b>B. BOTTOM FRAME 1 PC</b> 	<b>C. LEGS 4 PCS</b> 	<b>D. BUN FOOT 4 PCS</b> 

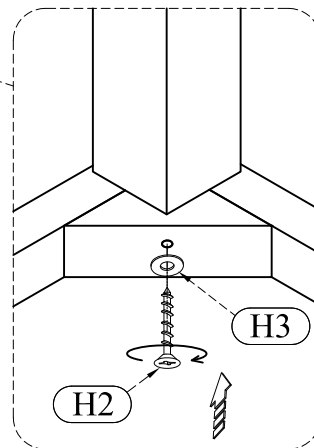


Be sure to check all packing material carefully for small parts, which may have come loose inside the carton during shipment.

### Step 1



### Step 2



### Step 3 + 4

